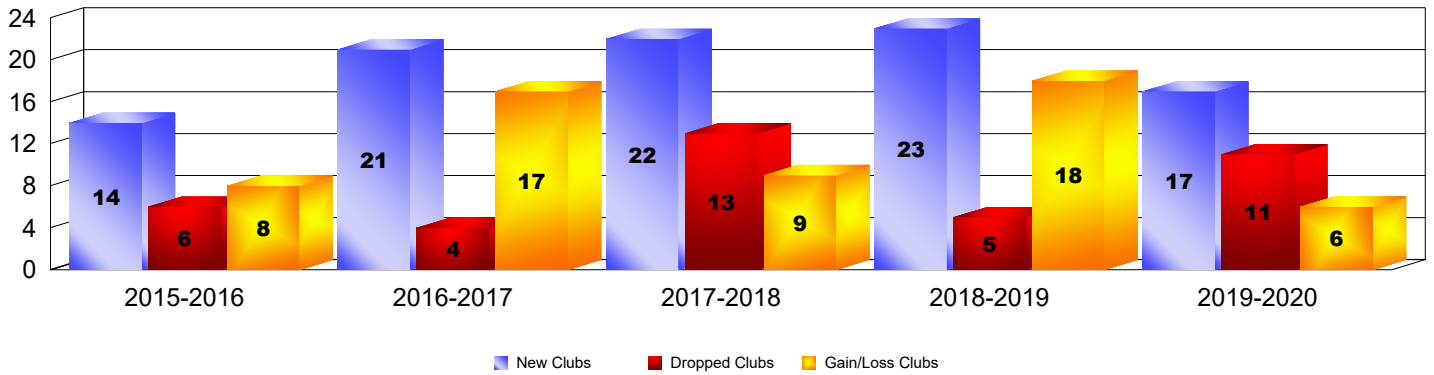


# Multiple District 308

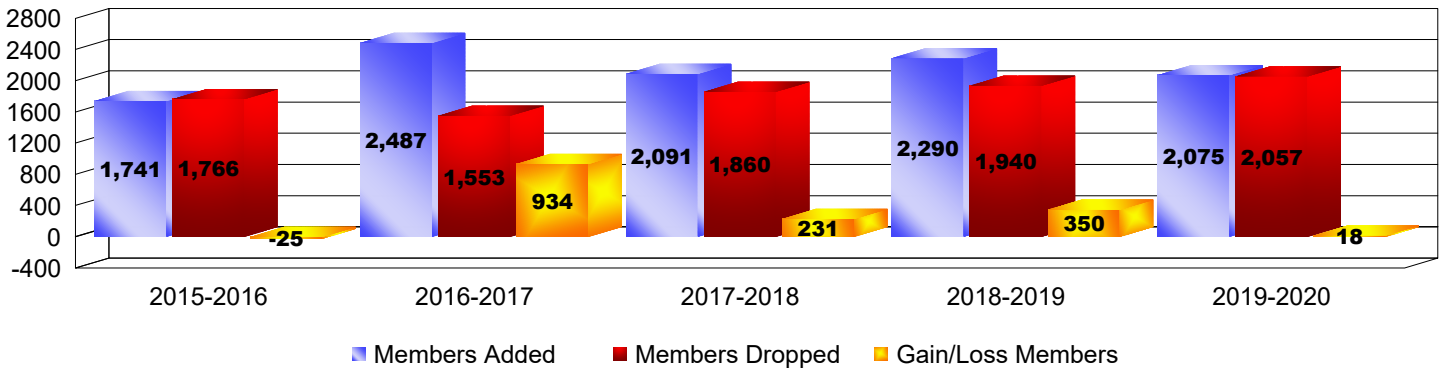
As of June 2020 Cumulative

Year	New Clubs	Dropped Clubs	Gain/Loss Clubs	New Members	Charter Members	Reinstate Members	Transfer Members	Total Member Added	Total Members Dropped	Gain/Loss Members
2015-2016	14	6	8	1,239	406	66	30	1,741	1,766	-25
2016-2017	21	4	17	1,727	641	87	32	2,487	1,553	934
2017-2018	22	13	9	1,385	589	90	27	2,091	1,860	231
2018-2019	23	5	18	1,415	707	62	106	2,290	1,940	350
2019-2020	17	11	6	1,434	491	99	51	2,075	2,057	18
<b>Average</b>	<b>19</b>	<b>8</b>	<b>12</b>	<b>1,440</b>	<b>567</b>	<b>81</b>	<b>49</b>	<b>2,137</b>	<b>1,835</b>	<b>302</b>


## Clubs



## Members



### Membership Composition June 2020 Cumulative



### Gender Comparison June 2020 Cumulative

